

LED Window light HTD-W8 series

Product description:



HTD-W8 series LED window light was main made by Aluminum shell, MCPCB, High power LED single color, RGB or RGBW, 1*180 degree or 1*360 degree Lens, pure copper wires (high temperature resistant, cold resistant, UV resistant), silicone glue and rubber ring. This product have high brightness, low power consumption, long life, wide voltage input, small attenuation, rich colors such features. When we make for DMX this light achieve effect such as flowing water, chase, scanning, addressable, etc. Depending on the installation, it was a composition change different color characters, design, etc. Various kinds of dynamic effect.

Widely used in hotel and other window lighting or outline brighten and any coil effect, can be do indoor or outdoor decorative lighting, etc.

*Tips:

When we computing power should retain 15-20% of the allowance(If input choose DC24V).

Prohibited surpass 10-15pcs per series to use in one parallel.

If 20-30pcs a string to connect kindly ensure that both ends connect DC24V power,achieve the best use effect.

Usually no more than 6 meters about the wiring length for Main line or each series of wall washer lamp.

Product figure:



Optical properties:

No.	Color	LED quantity	lm/1LED Original Flux	NM/K	LED Type	Efficiency	Optional
HTD-W8	Red	3	90	619-635	3535 Single color	≥0.82	1*180/1*360° Lens Single color/RGB/RGBW Constant lighting/RF/DMX or Self-control R/G/B/Y/P/W/WW...
	Green		210	512-528			
	Blue		150	463-475			
	Yellow		180	587-595			
	W/WW		300	2800-7000K	5050 RGB/RGBW		



LED Window light HTD-W8 series

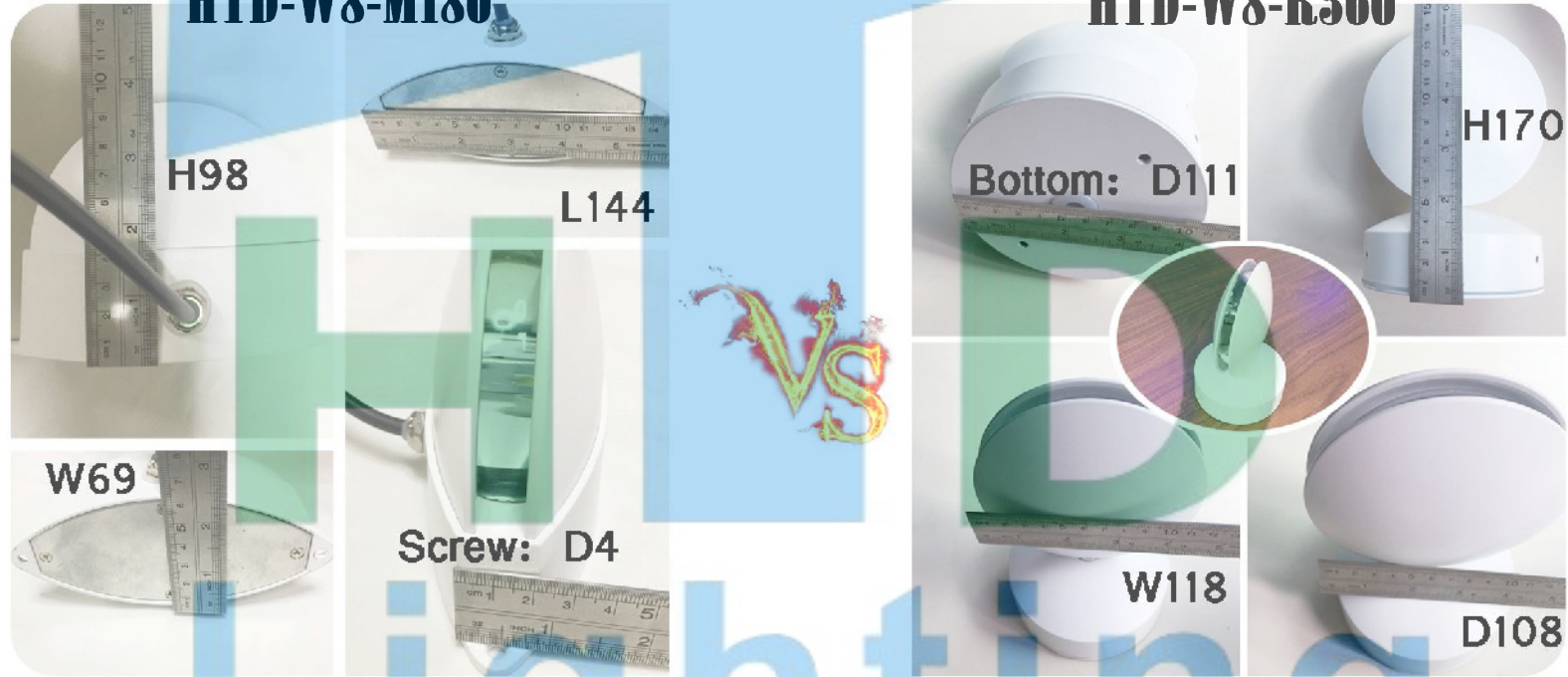
Product size chart (Unit: mm)



HTD-W8-M180



HTD-W8-R360



Basic parameter:

Item	Parameter	Unit
Working voltage	AC100-265/DC24	V
Working power	8±0.8W	W
Operating Temperature	-40 ~60	°C
IP level	IP65	IP
Appearance size	L144*W69*H98(HTD-W8-M180) ↑	mm
Control type	Constant lighting/RF/DMX/Self-control	*
Color type	Single color/RGB/RGBW	*
Shine Angle for PC lens	1*180°(IP65)/1*360°(IP44)	*
Light source life	≥30000	Hrs

Note:

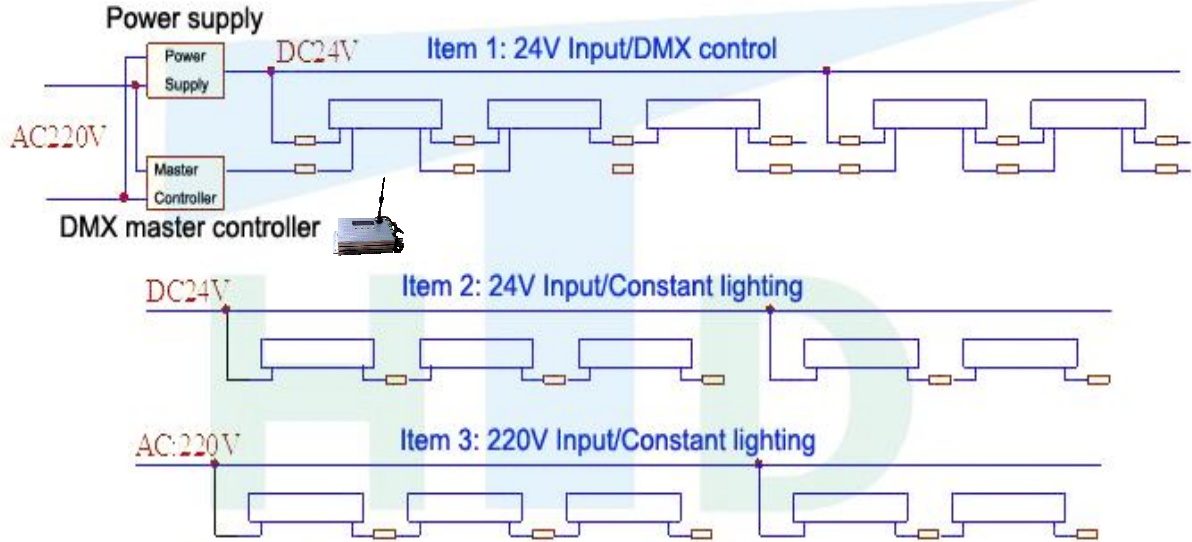
1.Above dimensions are given in mm;

2.The above dimensions tolerance which is 1mm, unless otherwise specified.

LED Window light HTD-W8 series

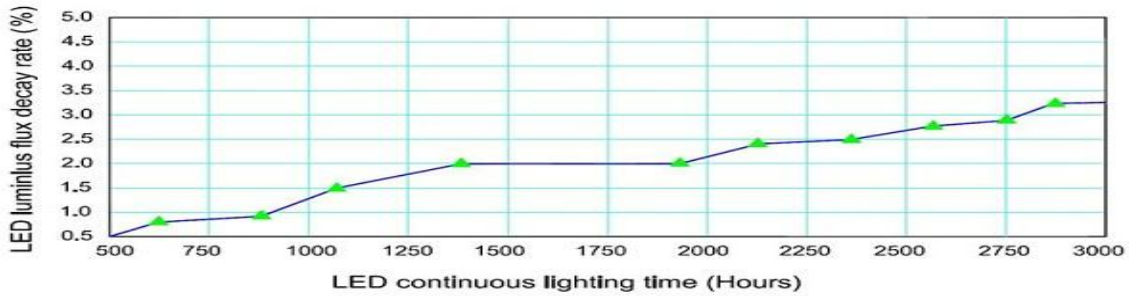
Connection mode (see below)

***LED Window light wiring diagram**



***Note:**

1. One DMX master controller can be control 512pcs window lights, AC220V input model is same with 24V about the wiring. DMX light need each lamp have an address code.
2. RF or IR control model usually used for 1PCS remote to control lamp. Also can be choose self-control style.
3. Must be in strict accordance with the local electrical wire standard choice, it is strictly prohibited to charged operation.



Package info (Just reference)	LED wall washer lamp HTD-W8-M180 0.567kg/PCS(Single package: 13*13*13CM)(IP65) Carton size is 68*29*29.5cm/20pcs lamps/12.04kg/CTN
----------------------------------	---

***LED Window light-Package diagram**



PS: Save a tree. Kindly don't print this document unless it's really necessary.